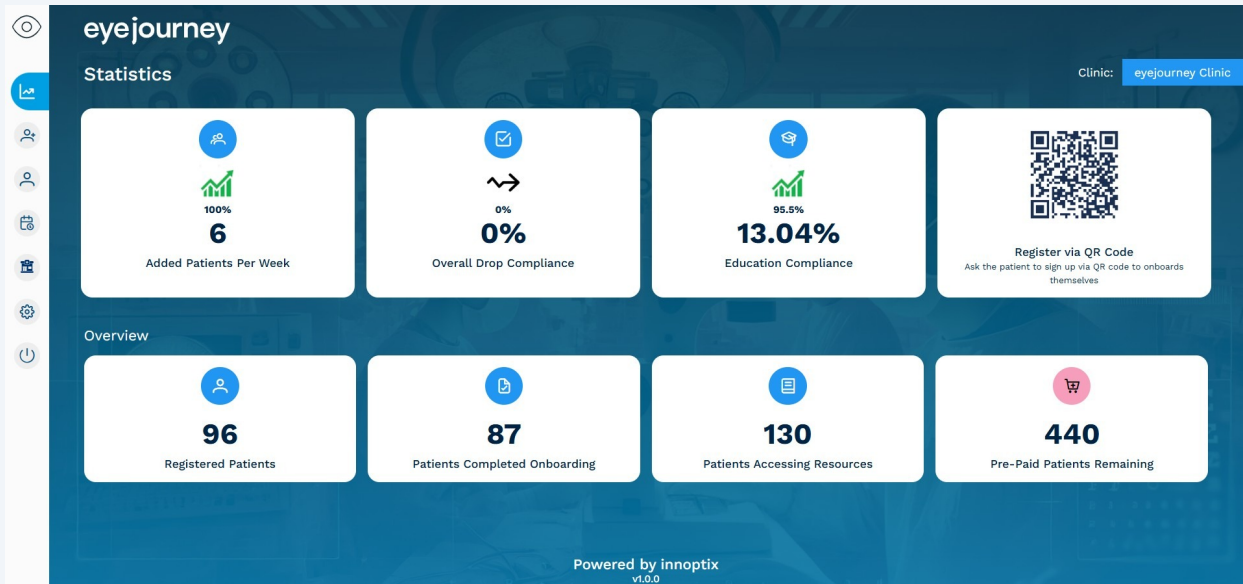


Purchase Patient Credits and Apply Promotion Code

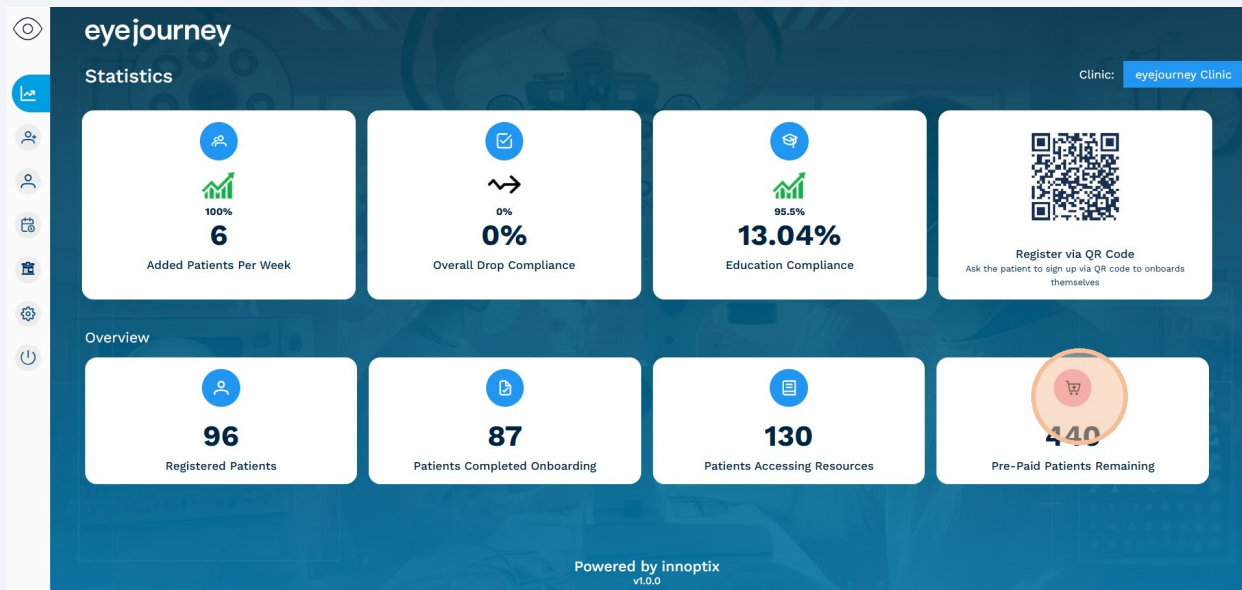
This guide provides a straightforward process for purchasing Patient Credits and applying a promotion code on the eyejourney platform. It ensures users can easily navigate the steps, from selecting purchase options to completing the transaction securely. By following this guide, users can efficiently manage their credits and take advantage of promotional offers, enhancing their overall experience with eyejourney.

1

Navigate to [eyejourney](#) (Rest of World), [eyejourney](#) (US), [eyejourney](#) (AUS, NZ, South Africa)



2 Click on the pink trolley icon.



3 You will then be directed to the eyejourney shop on the innoptix website.

The screenshot shows the 'innoptix' website with a navigation bar including 'Home', 'About us', and 'eyejourney'. A 'Request demo' button is visible in the top right.

Purchase Patient Credits for your eyejourney account

Eye clinics purchase credits to provide their patients with access to eyejourney. **Only 1 credit per patient, valid for the length of the patient journey.**

Depending on the clinic volume, credits can be purchased online in 4 different volumes: 100, 250, 500 and 1,000, with discounts offered for higher volume purchases.

The page features an image of two smartphones displaying the eyejourney app interface, including a progress bar at 80% and various navigation icons.

4

You will be provided with four different purchase options. Select the one you prefer.

The screenshot shows the Innoptix website with a navigation bar containing 'Home', 'About us', 'eyejourney', and a 'Request demo' button. Below the navigation bar, there are four cards representing different purchase options:

100 Patient Credits	250 Patient Credits	500 Patient Credits (Most Popular)	1,000 Patient Credits (Best Value)
£12 Per Patient	£11 Per Patient	£10 Per Patient	£8 Per Patient
Package Total: £1,200*	Package Total: £2,750*	Package Total: £5,000*	Package Total: £8,000*
	Save 8%	Save 16%	Save 33%
Select	Select	Select	Select

5

You will be provided with the terms and conditions of purchase.

Please read these, then confirm your acceptance.

The screenshot shows the Innoptix website with a navigation bar containing 'Home', 'About us', 'eyejourney', and a 'Request demo' button. Below the navigation bar, there is a section titled 'Categories of Data Subject' with a dropdown menu showing 'Patients authorised by the Customer to use the Services.' Below this, there is a link to 'Download Terms and Conditions of Purchase PDF'. Below the link, there is a checkbox labeled 'I confirm that I have read and accept the Terms and Conditions of Purchase'. Below the checkbox, there are three input fields: 'Please enter your eyejourney username', 'Enter email address', and 'Please select location *' with a dropdown menu labeled 'Select region...'. There is also a small orange circle highlighting the checkbox.

6

Please enter your Clinic Admin email address in the "Please enter your eyejourney username" field.

This Clinic Admin email address must be associated to your eyejourney account.

Patients authorised by the Customer to use the Services.

innoptix Home About us eyejourney [Request demo ↗](#)
[Download Terms and Conditions of Purchase PDF](#)

☒ I confirm that I have read and accept the Terms and Conditions of Purchase

Please enter your eyejourney username

Enter email address

Please select location *

Select region... ▾

[Purchase Credits](#)

7

Please select your location from the list in the drop down provided.

Patients authorised by the Customer to use the Services.

innoptix Home About us eyejourney [Request demo ↗](#)
[Download Terms and Conditions of Purchase PDF](#)

☒ I confirm that I have read and accept the Terms and Conditions of Purchase

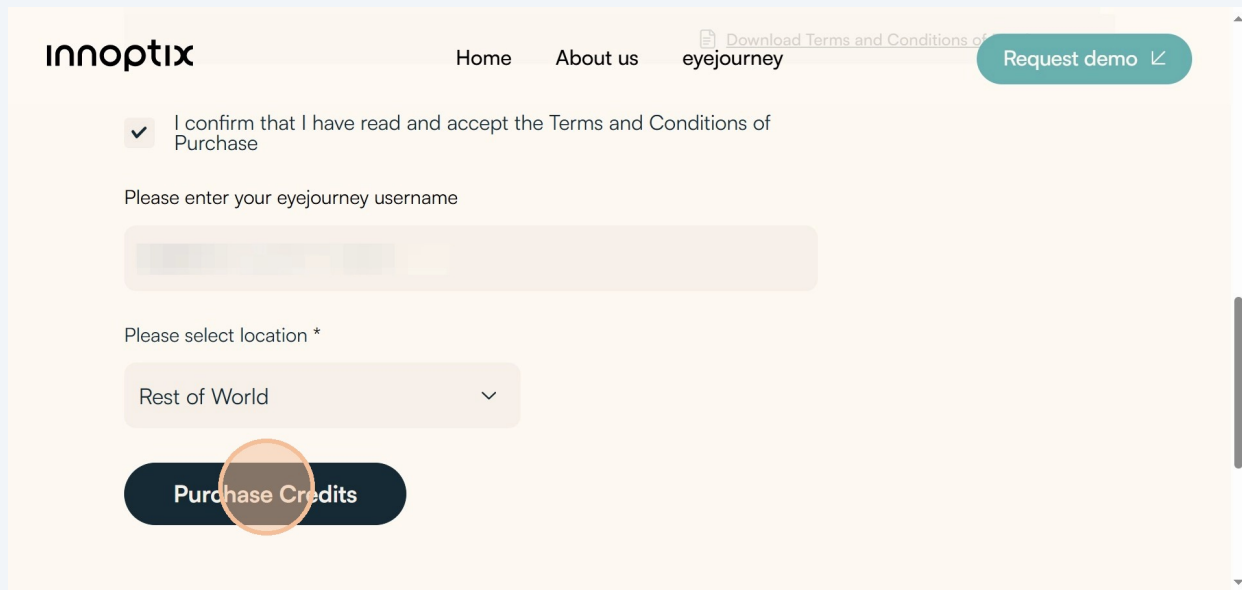
Please enter your eyejourney username

Please select location *

Select region... ▾

[Purchase Credits](#)

- 8 Click "Purchase Credits" once all information has been provided.



The screenshot shows the 'Purchase Credits' form on the innoptix website. The form includes a checkbox for accepting terms and conditions, a text input for the 'eyejourney' username, and a dropdown menu for selecting a location, currently set to 'Rest of World'. A dark blue 'Purchase Credits' button is highlighted with an orange circle.

innoptix Home About us [Download Terms and Conditions of eyejourney](#) [Request demo](#)

☒ I confirm that I have read and accept the Terms and Conditions of Purchase

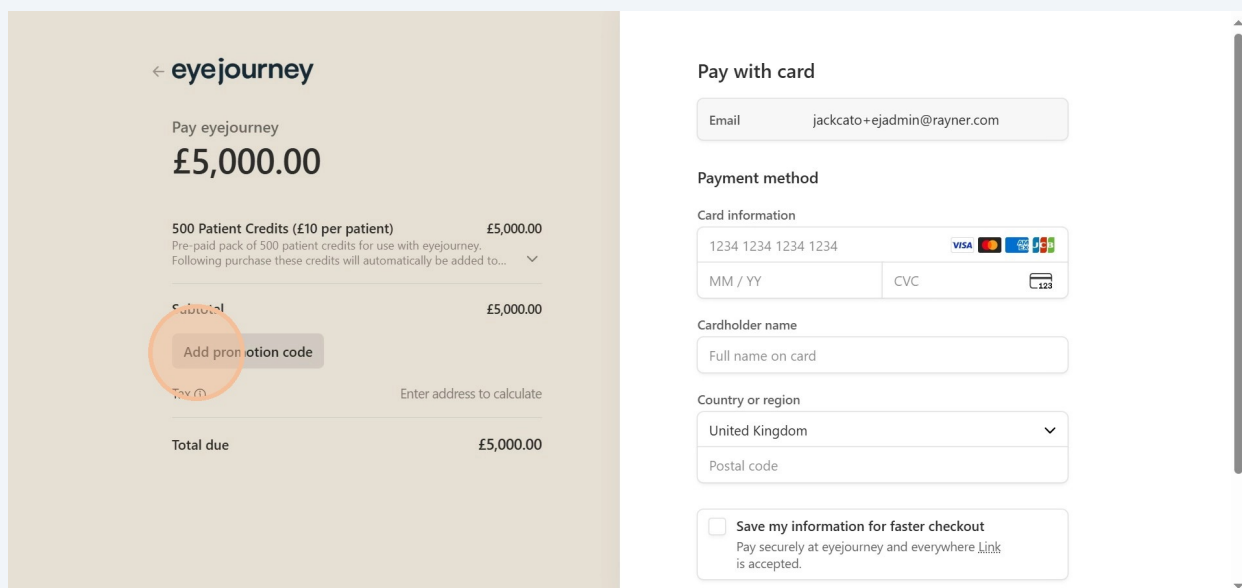
Please enter your eyejourney username

Please select location *

Rest of World

Purchase Credits

- 9 To add a promotion code, click 'Add promotion code', and enter the code and click apply.



The screenshot shows the checkout page for 'eyejourney'. The left panel displays the order details: 'Pay eyejourney £5,000.00', '500 Patient Credits (£10 per patient)', and a subtotal of £5,000.00. An 'Add promotion code' button is highlighted with an orange circle. The right panel shows the 'Pay with card' section, including fields for email, card information, cardholder name, country, and a checkbox to save information for faster checkout.

← eyejourney

Pay eyejourney

£5,000.00

500 Patient Credits (£10 per patient) £5,000.00
Pre-paid pack of 500 patient credits for use with eyejourney.
Following purchase these credits will automatically be added to...

Subtotal £5,000.00

Add promotion code

Total due £5,000.00

Pay with card

Email jackcato+ejadmin@rayner.com

Payment method

Card information

1234 1234 1234 1234 VISA

MM / YY CVC

Cardholder name

Full name on card

Country or region

United Kingdom


Postal code

☐ Save my information for faster checkout
Pay securely at eyejourney and everywhere [link](#) is accepted.

10 Please enter your card details.


Pay eyejourney

£5,000.00


500 Patient Credits (£10 per patient) **£5,000.00**
Pre-paid pack of 500 patient credits for use with eyejourney.
Following purchase these credits will automatically be added to... 

Subtotal **£5,000.00**

XXXX **Apply**





Tax  Enter address to calculate


Total due **£5,000.00**

Email 

Payment method

Card information


1234 1234 1234 1234    

MM / YY CVC 

Cardholder name

Full name on card

Country or region

United Kingdom 

Postal code

☐ Save my information for faster checkout
Pay securely at eyejourney and everywhere [Link](#) is accepted.


Pay

Powered by [stripe](#) | [Terms](#) | [Privacy](#)

11 Please select your Country or region from the list in the drop down provided.


Pay eyejourney

£5,000.00


500 Patient Credits (£10 per patient) **£5,000.00**
Pre-paid pack of 500 patient credits for use with eyejourney.
Following purchase these credits will automatically be added to... 

Subtotal **£5,000.00**

XXXX **Apply**





Tax  Enter address to calculate


Total due **£5,000.00**

Email 

Payment method

Card information


1234 1234 1234 1234    

MM / YY CVC 

Cardholder name

Full name on card

Country or region

United Kingdom 

Postal code

☐ Save my information for faster checkout
Pay securely at eyejourney and everywhere [Link](#) is accepted.

Pay

Powered by [stripe](#) | [Terms](#) | [Privacy](#)

12

You can also click here to save your information for a faster checkout on your next credit purchase.

£5,000.00

500 Patient Credits (£10 per patient) £5,000.00
Pre-paid pack of 500 patient credits for use with eyejourney.
Following purchase these credits will automatically be added to... [▼](#)

Subtotal £5,000.00

XXXX **Apply**

Tax ⓘ Enter address to calculate

Total due £5,000.00

Payment method

Card information

1234 1234 1234 1234

MM / YY CVC

Cardholder name

Full name on card

Country or region

United Kingdom [▼](#)

Postal code

☐ **Save my information for faster checkout**
Pay securely at eyejourney and everywhere [Link](#) is accepted.

Pay

Powered by [stripe](#) | [Terms](#) | [Privacy](#)

13

Click 'Pay' to complete your purchase.

£5,000.00

500 Patient Credits (£10 per patient) £5,000.00
Pre-paid pack of 500 patient credits for use with eyejourney.
Following purchase these credits will automatically be added to... [▼](#)

Subtotal £5,000.00

XXXX **Apply**

Tax ⓘ Enter address to calculate

Total due £5,000.00

Payment method

Card information

1234 1234 1234 1234

MM / YY CVC

Cardholder name

Full name on card

Country or region

United Kingdom [▼](#)

Postal code

☐ **Save my information for faster checkout**
Pay securely at eyejourney and everywhere [Link](#) is accepted.

Pay

Powered by [stripe](#) | [Terms](#) | [Privacy](#)

14 Once you have purchased, your credits will show on your eyejourney dashboard.

